



Monofacial

Bifacial

# LP182\*210-M-54-NB N-Type TOPCon Dual Glass

Rated Power 490-520W



**N-Type 182\*210mm Cell**  
Adopting the 182\*210mm N-Type TOPCon solar cells with the highest efficiency.



**Low Light Features**  
Higher performance under low light environment.



**Bifacial with dual glass**  
Module adopts 182\*210mm half cells, bifacial module provide an additional 5%~25% output.



**PID Protection**  
Ensure the attenuation probability caused by PID phenomenon is minimized.

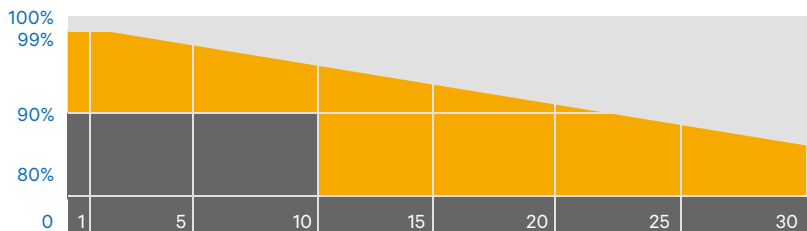


**Harsh Environmental Adaptability**  
Strict salt spray and ammonia corrosion test by TUV Nord.



**Load Capacity**  
Mechanical load tests including wind load 2400 Pa and snow load 5400 Pa done by TUV Nord.

Leapton N-Type Linear Power Warranty    Industry Warranty  
0.4% Annual Degradation over 30 years



Headquarter : Leapton Energy Co., Ltd.

Tosei Bldg. 6F, 1-2-1 Aioido-cho, Chuo-ku Kobe-shi, Hyogo, 650-0025, Japan

+81-78-382-3182

www.leaptonenergy.jp

Manufacturer : Leapton Solar (Changshu) Co., Ltd.

No.9, Sunshine Avenue, Changshu City, Jiangsu, China

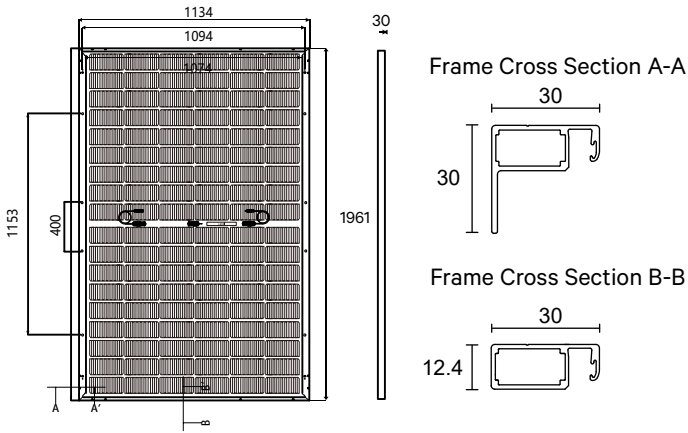
+86-512-88800068

info@leaptonenergy.com

www.leaptonpv.com



## MECHANICAL DIAGRAMS



## SPECIFICATIONS

Weight	27.7kg
Dimensions	1961mm*1134mm*30mm
Cell Dimensions	182*210mm
Cell Amount	54*2 pcs
Maximum System Voltage	1500V
Junction Box	IP68
Front glass	2.0mm, Anti-Reflection Coating
Back glass	2.0mm, Heat Strengthened Glass
Frame	Aluminum Alloy
Cable	4mm <sup>2</sup> , N 1200mm/P 1200mm for Horizontal installation 4mm <sup>2</sup> , N 300mm/P 300mm for Vertical installation
Connector	MC4 compatible
Bifaciality	80±5%

## ELECTRICAL PARAMETERS AT STC

Power	490W	495W	500W	505W	510W	515W	520W
Open Circuit Voltage	39.57V	39.82V	40.07V	40.32V	40.57V	40.82V	41.07V
Short Circuit Current	15.78A	15.84A	15.90A	15.96A	16.01A	16.05A	16.10A
Maximum Power Voltage	32.93V	33.13V	33.33V	33.53V	33.73V	33.93V	34.13V
Maximum Power Current	14.88A	14.94A	15.00A	15.06A	15.12A	15.18A	15.24A
Module Efficiency	22.03%	22.26%	22.48%	22.71%	22.93%	23.16%	23.38%

\* Under Standard Test Conditions (STC) of irradiance of 1000 W/m<sup>2</sup>, spectrum AM 1.5 and cell temperature of 25°C.

## ELECTRICAL PARAMETERS AT NMOT

Power	373W	377W	381W	384W	389W	393W	396W
Open Circuit Voltage	37.52V	37.79V	38.06V	38.33V	38.60V	38.80V	39.00V
Short Circuit Current	12.68A	12.76A	12.79A	12.81A	12.87A	12.94A	12.97A
Maximum Power Voltage	30.92V	31.12V	31.32V	31.52V	31.72V	31.92V	32.12V
Maximum Power Current	12.06A	12.11A	12.16A	12.18A	12.26A	12.31A	12.33A

\* Under Nominal Module Operating Temperature (NMOT), irradiance of 800 W/m<sup>2</sup>, spectrum AM 1.5, ambient temperature 20°C, wind speed 1 m/s.

## ELECTRICAL PARAMETERS ( AT 10% BIFACIAL POWER OUTPUT )

Output Power	539W	545W	550W	556W	561W	566W	572W
Open Circuit Voltage	39.57V	39.82V	40.07V	40.32V	40.57V	40.82V	41.07V
Short Circuit Current	17.31A	17.37A	17.44A	17.50A	17.56A	17.61A	17.69A
Maximum Power Voltage	32.93V	33.13V	33.33V	33.53V	33.73V	33.93V	34.13V
Maximum Power Current	16.37A	16.44A	16.50A	16.57A	16.63A	16.68A	16.76A

## TEMPERATURE CHARACTERISTICS

NMOT	41±3°C	Temp Coefficient of ISC	+0.046%/°C
Temp Coefficient of VOC	-0.25%/°C	Temp Coefficient of Pmax	-0.30%/°C

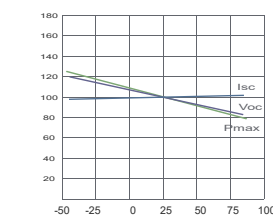
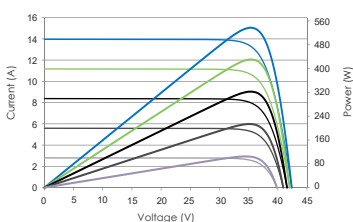
## PACKING CONFIGURATION

Modules/Pallet	37 Pieces	Modules/40'Container	888 Pieces
Packing Description	24 Pallets, Total=(37+37)x12=888 Pieces		

## CHARACTERISTICS

LP182\*210-M-54-NB-500W

LP182\*210-M-54-NB-500W



## MAXIMUM RATING

Output Tolerance	0~+5W
Operating Temperature	-40°C~+85°C
Wind Load/Snow Load	2400pa/5400pa
Fuse Current	25A



Headquarter : Lepton Energy Co., Ltd.

📍 Tosei Bldg. 6F, 1-2-1 Aioi-cho, Chuo-ku Kobe-shi, Hyogo, 650-0025, Japan

☎ +81-78-382-3182

🌐 www.leptonenergy.jp

Manufacturer : Lepton Solar (Changshu) Co., Ltd.

📍 No.9, Sunshine Avenue, Changshu City, Jiangsu, China

☎ +86-512-88800068

✉ info@leptonenergy.com

🌐 www.leptonpv.com